
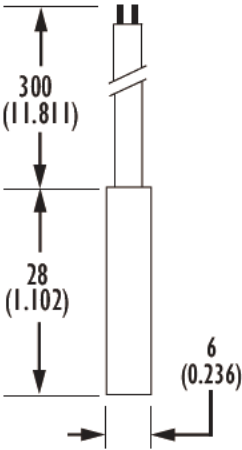



**Part Number : PRA 240/30**  
**Proximity Switch - Reed Switch based**  
**Cylindrical - Normally Open Contacts - Suggested Magnet: PRM**  
**Product Data Sheet**


PICTURE	DIMENSIONS	Applications Include
		<ul style="list-style-type: none"> <li>● Position and limit sensing.</li> <li>● Linear actuators .</li> <li>● Security system switch.</li> <li>● Door Switch.</li> </ul>
		Options
		<ul style="list-style-type: none"> <li>● Also available in all Black.</li> <li>● Custom cable lengths, strip lengths, cable types, terminations.</li> <li>● If you do not see what you need, just ask, as there is a strong possibility we can do it !</li> </ul>
<div style="background-color: #006633; color: white; padding: 2px; display: inline-block;">✓RoHS Compliant</div>		<p>Drawings not to scale  All dimensions in mm(inches) nominal</p>

SPECIFICATION	
Contact Form / Style	Normally Open
Switching Capacity (Resistive)	10 W/VA Max.
Switching Voltage	400 VAC Max.
Switching Current	0.5 A. Max.
Carry Current	1.0 A. Max.
Breakdown Voltage	600 VDC Min.
Contact Resistance	150 mOhms Max.
Switching Distance	5 mm Min.
Operating Temperature Range	-20°C +85°C
Storage temperature	-25°C +90°C
Case Material	Blue Nylon 66
Cable	2 x Round 0.14mm <sup>2</sup> PVC covered Grey and insulated Brown / White


**Did you know we also sell?**



Float Switches




Magnets



Movement Sensors




Tilt / Tip Switches



Acceleration / Shock Switches



Reed Relays



Solid State Relays

Rev. No.	Revision Note	Date	Signature
2	Datasheet Redesign	28-07-06	LG

As part of the company policy of continued product improvement, specifications may change without notice. Our sales office will be pleased to help you with the latest information on this product range and the details of our full design and manufacturing service. All products are supplied to our standard conditions of sale unless otherwise agreed in writing.