

9100-9200-9500 series

Subminiature momentary pushbutton switches



DISTINCTIVE FEATURES

- Panel and PC mount models, horizontal or vertical
- Self-cleaning and butt action contacts
- Several plunger options



ELECTRICAL SPECIFICATIONS

- Max. current/voltage rating with resistive load : 100 mA 30 VDC
- Initial contact resistance : 30 mΩ max.
- Insulation resistance : 1,000 MΩ min. at 500 VDC
- Dielectric strength :
500 Vrms 50 Hz min. between terminals
1,000 Vrms 50 Hz min. between terminals and frame
- Electrical life at full load :
9100 - 9200N and 9500N : 250,000 cycles
9200 - 9500 : 100,000 cycles



GENERAL SPECIFICATIONS

- Torque : 0.5 Nm (.590 Ft.lb) max. applied to nut
- Operating temperature : -30 °C to +65 °C (-22 °F to +146 °F)
- Panel thickness : 1.50 mm (.059) max.
- Travels : see table below . Tolerance : ± 0.3 mm (.011)

	9533-9233	9532-9232	9533N 9233N-9133
Total travel	1.10 (.043)	1.80 (.070)	1 (.039)
Pre-travel	0.80 (.031)	1.00 (.039)	-
Over travel	0.30 (.011)	0.75 (.029)	-



MATERIALS

- Case : Pa6T
- Actuator : polyamide, glass filled
- Bushing : brass, nickel plated
- Contacts : CD : brass, gold plated
- Terminal seal : epoxy

SOCOJE products may be recycled at end-of-life for the re-claiming of valuable metal components. The company reserves the right to change specifications without notice.

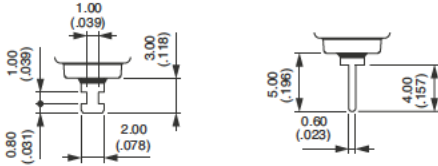


9100-9200-9500 series

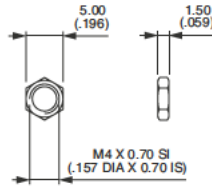
Subminiature momentary pushbutton switches



TERMINALS



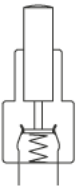
STANDARD HARDWARE (FOR THREADED BUSHING MODELS)



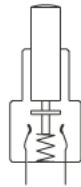
U544 (nickel plated)



ELECTRICAL FUNCTIONS



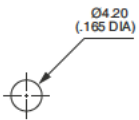
Function 2 (NC)



Function 3 (NO)



PANEL CUT-OUT

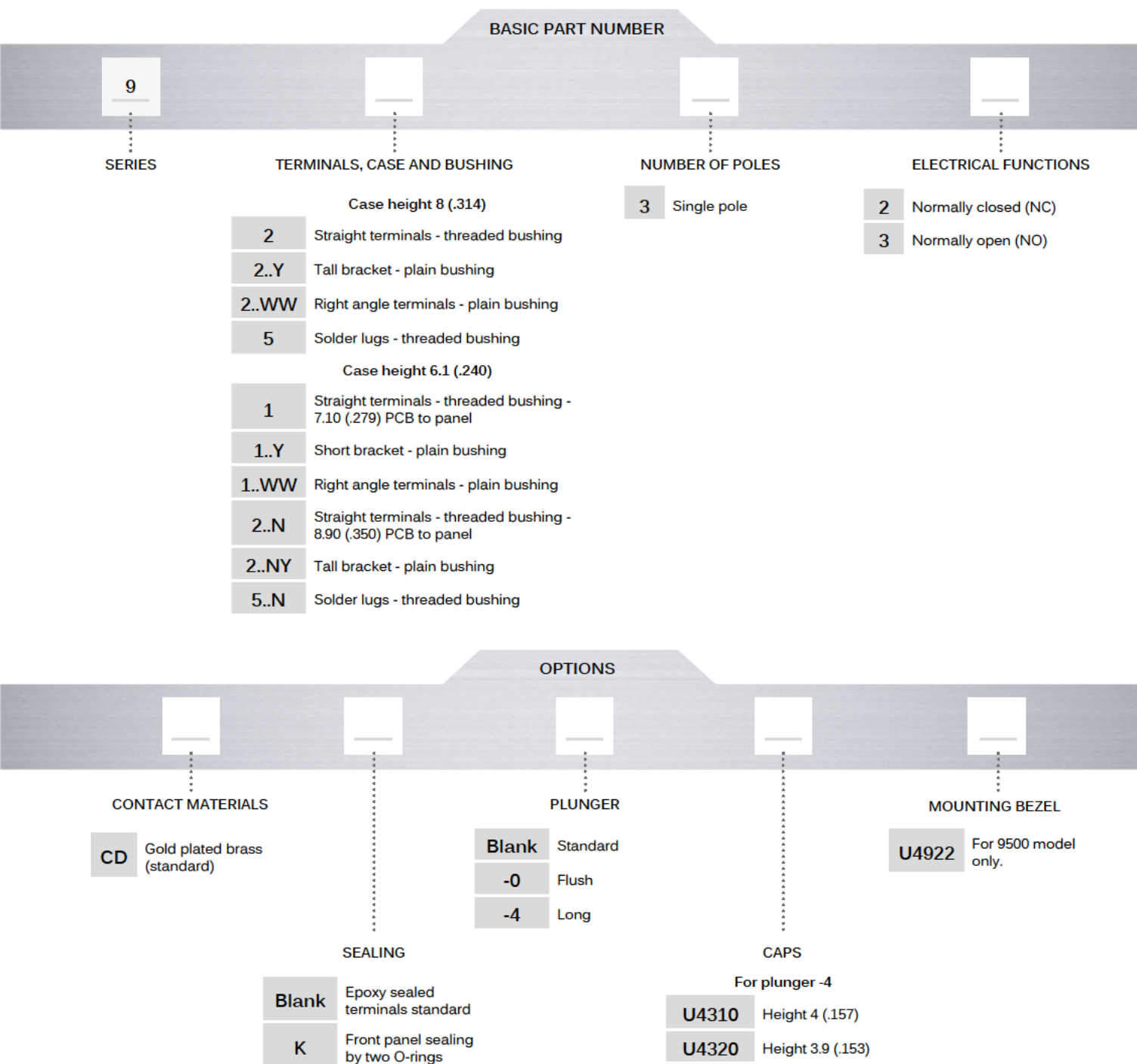


9100-9200-9500 series

Subminiature momentary pushbutton switches



BUILD YOUR PART NUMBER



ABOUT THIS SERIES

On the following pages, you will find successively basic part numbers of switches and options in the same order as in above chart.


- ⚠ Notice : please note that not all combinations of above numbers are available. Refer to the following pages for further information.
- 🛡 Sealing boots are available to protect the switches. See "Sealing Boots" section of website.
- 🔩 Mounting accessories : standard hardware supplied with all threaded bushing models : 1 nickel plated hex nut 5 (.196) across flats, part number U544. This nut is presented on previous page.

9100-9200-9500 series

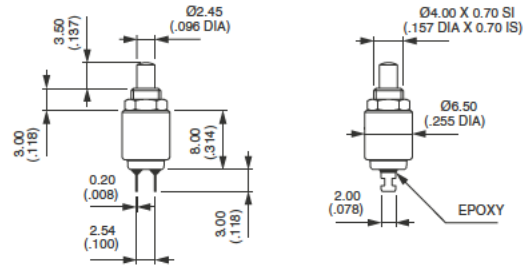
Subminiature momentary pushbutton switches

LONG CASE - SOLDER LUGS : 9500



9532  Normally Closed


9533  Normally Open

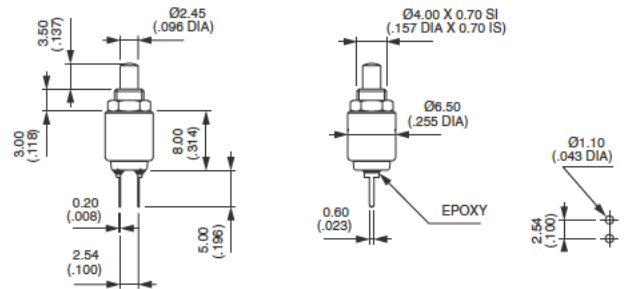


LONG CASE - STRAIGHT PC TERMINALS : 9200




9232  Normally Closed


9233  Normally Open

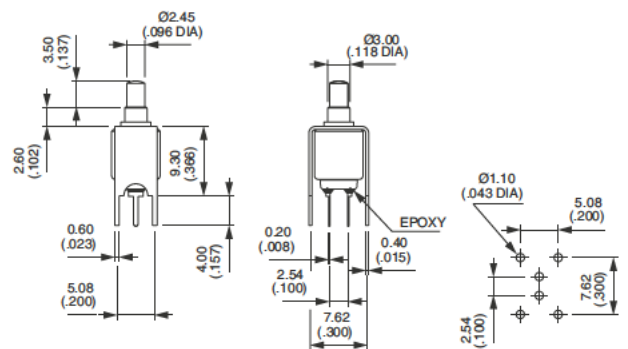


LONG CASE - STRAIGHT PC TERMINALS BRACKET MOUNTING : 9200Y




9232Y  Normally Closed


9233Y  Normally Open

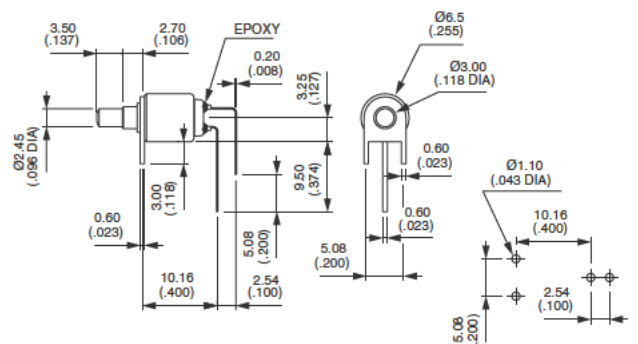


LONG CASE - RIGHT ANGLE TERMINALS : 9200WW



9232WW  Normally Closed

9233WW  Normally Open




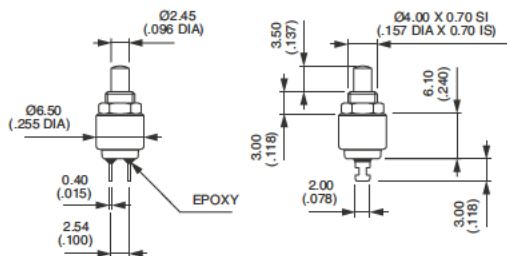
9100-9200-9500 series

Subminiature momentary pushbutton switches

SHORT CASE - SOLDER LUGS : 9500N




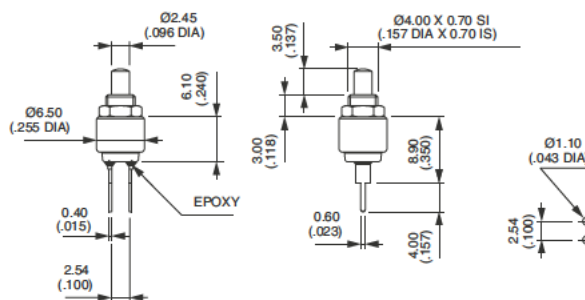
9533N  Normally Open



SHORT CASE - STRAIGHT PC TERMINALS 8.90 (.350) PCB TO PANEL




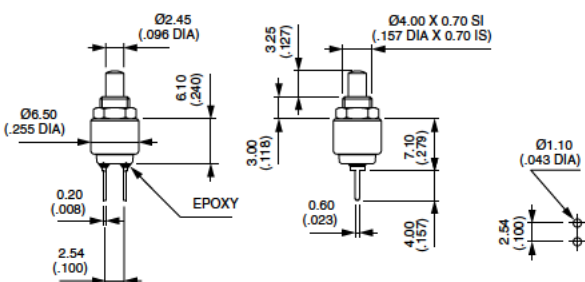
9233N  Normally Open



SHORT CASE - STRAIGHT PC TERMINALS 7.10 (.279) PCB TO PANEL




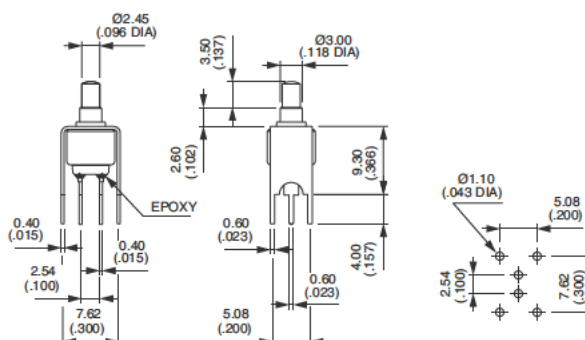
9133  Normally Open



SHORT CASE - STRAIGHT PC TERMINALS TALL BRACKET : 9200NY



9233NY  Normally Open




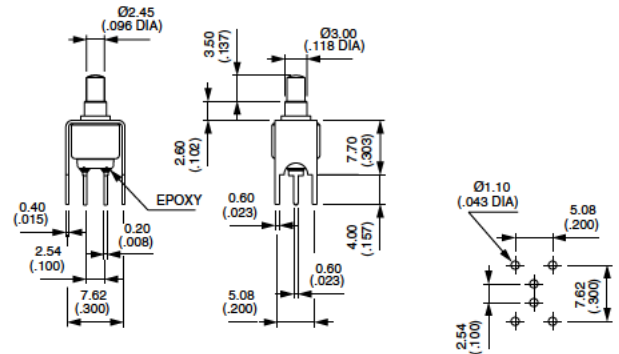
9100-9200-9500 series

Subminiature momentary pushbutton switches

SHORT CASE - STRAIGHT PC TERMINALS SHORT BRACKET : 9100Y




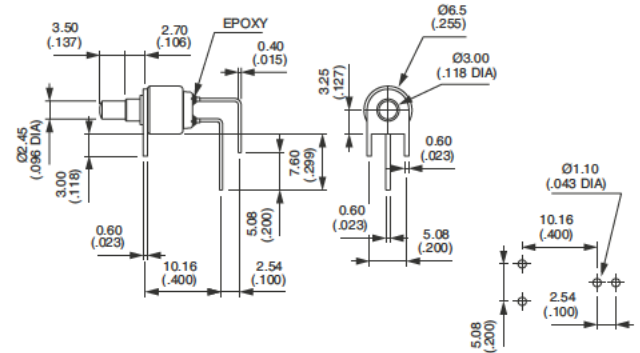
9133Y  Normally Open




SHORT CASE - RIGHT ANGLE TERMINALS - VERTICAL : 9100WW



9133WW  Normally Open



CONTACT MATERIALS

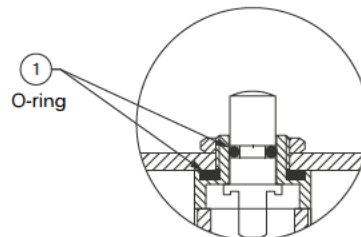


CD Gold plated brass (standard)

SEALING



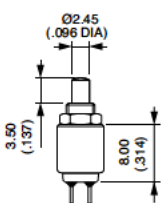
- Blank Epoxy sealed terminals standard
- K Front panel sealing by two O-rings. Protects the switch against water and dust. Panel seal withstands 0.1 bar pressure.
- ⚠ Option K for models 9533N, 9233N and 9133 only.



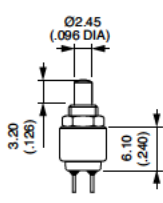
9100-9200-9500 series

Subminiature momentary pushbutton switches

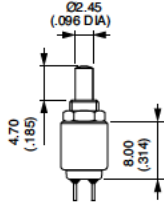
PLUNGERS



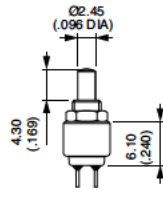
Blank
Standard
w th long case



Blank
Standard
with short case



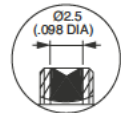
-4
Long
w th long case



-4
Long
w th short case



-0
Flush



CAPS

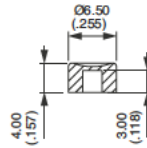


U4310 For use with plunger -4 only

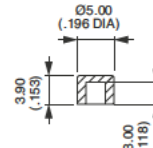
U4320 For use with plunger -4 only

For cap colors, replace "0" with number :

- 1 Blue
- 1/4 Dark blue
- 2 Black
- 3 Green
- 4 Grey
- 5 Yellow
- 6 Red
- 7 Ivory
- 7/1 White
- 9 Orange




U4310



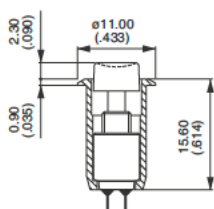
U4320

If not combined with bezel U4922, caps are to be ordered separately.

MOUNTING BEZEL



For 9500 model (case height 8 mm) only



U4922

The mounting bezel U4922 has been designed to facilitate the mounting of the 9500 series pushbutton switch onto a panel. The switch + bezel assembly is snapped into the equipment through the front of the panel, then electrically connected by solder lug terminals.

Panel cut-out : Ø 8.15 mm ± 0.05 (.320 DIA ± .002)