

CK ROTARY SWITCH

GENERAL ELECTRICAL & MECHANICAL SPECIFICATION

Switch Rating:	150mA @ 250V ac/dc 1A @ 24V dc
Life:	>10,000 Cycles
Operating Temperature:	-30°C to +85 °C
Proof Voltage:	1,500Vac (Initial)
Insulation Resistance:	>999 MΩ at 500Vdc (Initial)
Contact Resistance:	<20 mΩ (initial)
Operating Torque (nominal)	Standard 8.6 ± 1 cNm Light Action 3.5 ± 0.5 cNm
End Stop Torque (nominal):	0.80 Nm
Moulding Material:	Polyamide 6.6 G.F.
Contact/Terminal Material:	Brass CZ108 Ag Plated

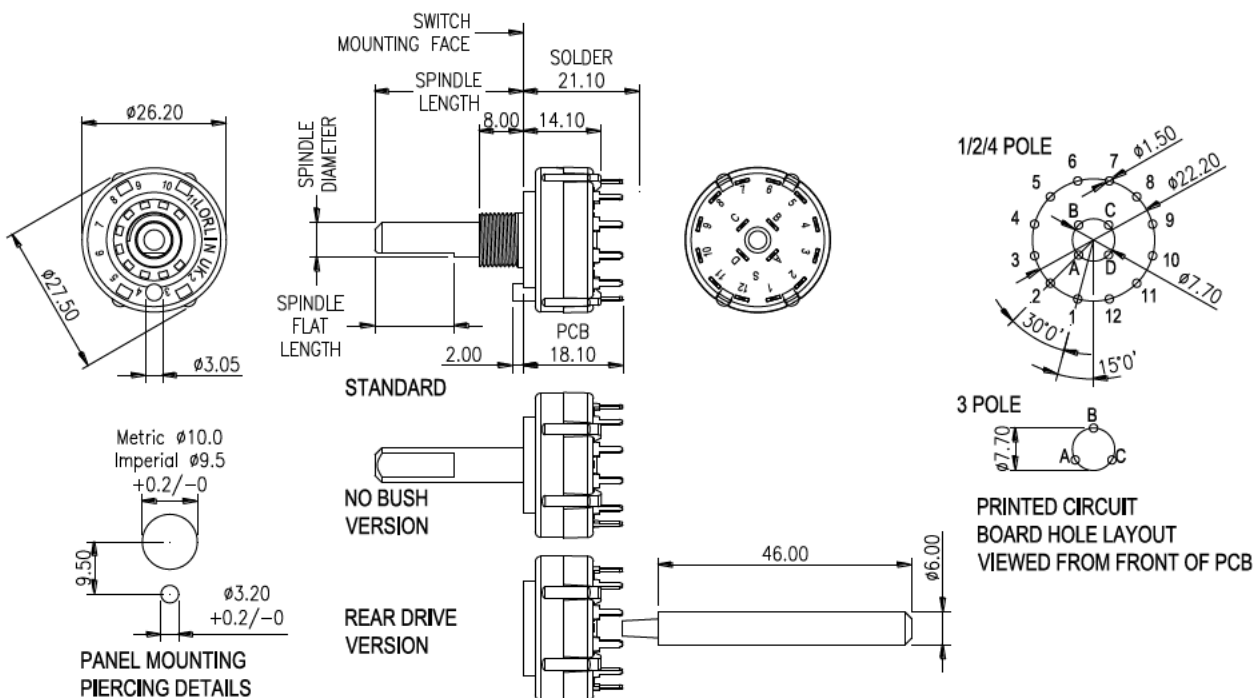
RoHS COMPLIANT



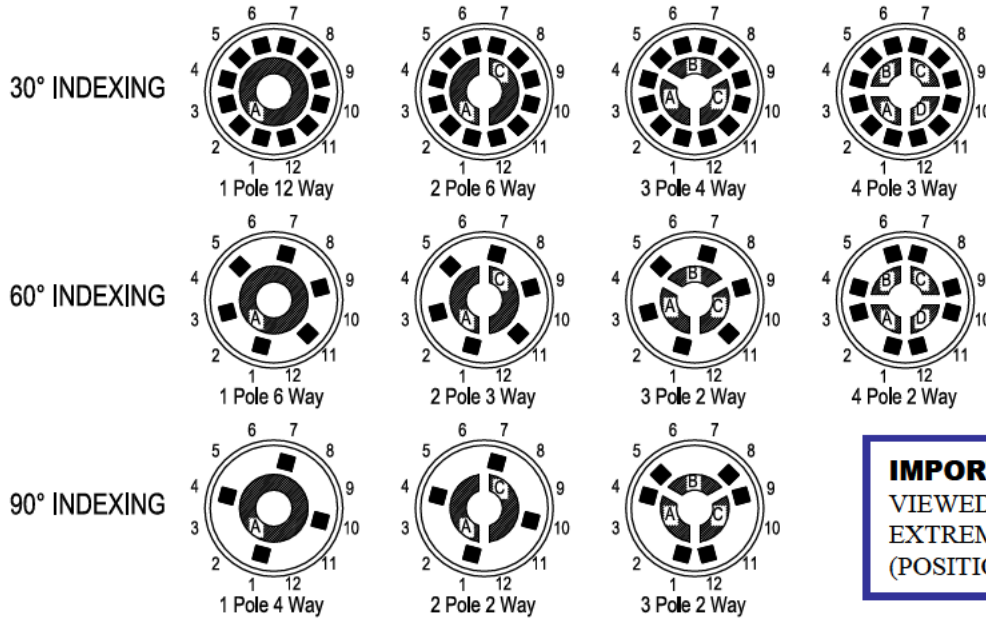
GENERAL FEATURES & OPTIONS

- Made in UK
- Cost effective single wafer switch
- Moulded 27.5mm diameter
- Standard 30° indexing
- Solder or Printed Circuit Board Terminals
- Up to 4 poles per switch
- Maximum 12 positions
- Shorting (make before break 30° indexing only) or non shorting (break before make) contacts.
- Adjustable stop to restrict number of positions
- Special options: 60° or 90° indexing, continuous rotation,
- Optional reinforcement ring.
- Fixed stop, UL-V0 rated material, gold flashed or gold plated contacts, and spindles with special flats, slots or knurls.
- No Bush versions available
- Rear Drive versions available
- Sealed PCB Termination available

CK ROTARY SWITCH SPECIFICATION SHEET



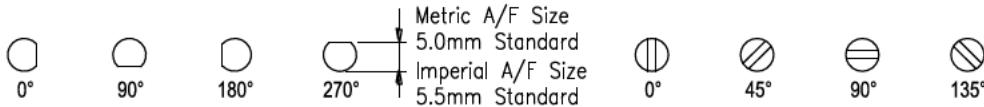
CK ROTARY SWITCH



IMPORTANT WAFERS FLATS & SLOTS VIEWED FROM THE FRONT OF SWITCH IN EXTREME ANTICLOCKWISE POSITION (POSITION 1)

SPINDLE FLAT ANGLE - AVAILABLE IN 15° INCREMENTS

SCREWDRIVER SLOT - AVAILABLE IN 45° INCREMENTS



ORDERING CODE FOR NON-STANDARD SWITCHES



Index Angles & NO. OF POLES	NO OF WAYS (POSITIONS)		MBB or BBM	Contact Type	Contact Plating	SPINDLE DIAM.	SPINDLE FLAT DEPTH	BUSH DIAM.	LENGTH OF SPINDLE FLAT				ANGLE OF FLAT (°)				
									A	2	N	15	A	0	N	195	
A 30° 1Pole	A	2	A	BBM	Solder	A	6mm	Nil	M10	A	2	N	15	A	0	N	195
B	B	3	B	MBB*	Solder	B	6mm	5mm	M10	B	3	O	No Flat	B	15	O	
C	C	4	C	BBM	PCB	C	6.35mm	Nil	9.52 mm	C	4	P	16	C	30	P	210
D	D	5	D	MBB*	PCB	D	6.35mm	5.5mm	9.52 mm	D	5	Q	17	D	45	Q	225
E 60° 1Pole	E	6	E	BBM	Solder	E	6mm	Nil	M10	E	6	R	18	E	60	R	240
F	F	7	F	MBB*	Solder	F	6mm	5mm	M10	F	7	S	19	F	75	S	255
G	G	8	G	BBM	PCB	G	6.35mm	Nil	9.52 mm	G	8	T	20	G	90	T	270
H	H	9	H	MBB*	PCB	H	6.35mm	5.5mm	9.52 mm	H	9	U	21	H	105	U	285
I 90° 1Pole	I	10	I	BBM	Solder	I	6mm	Nil	M10	I	10	V	22	I	120	V	300
J	J	11	J	MBB*	Solder	J	6mm	5mm	M10	J	11	W	23	J	135	W	315
K	K	12	K	BBM	PCB	K	6.35mm	Nil	9.52 mm	K	12	X	24	K	150	X	330
Z No Stop	Z	No Stop	L	MBB*	PCB	L	6mm	5mm	M10	L	13	Y	25	L	165	Y	345
						M	6.35mm	5.5mm	9.52 mm	M	14	Z	Full	M	180		

*30 INDEX ANGLE ONLY

PLEASE COMPLETE THE SPECIFICATION DRAWING IF YOUR REQUIREMENTS CANNOT BE FULLFILLED BY USING THE ORDERING CODE

CK ROTARY SWITCH

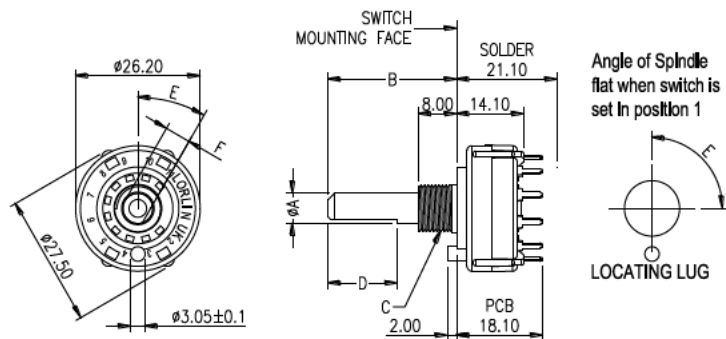
STANDARD PART NUMBERS

BASIC TYPES	SPINDLE DIAMETER	SPINDLE LENGTH FROM MOUNTING FACE	8mm LONG BUSH	SPINDLE FLAT LENGTH	ANGLE OF SPINDLE FLAT	SPINDLE FLAT THICKNESS
IMPERIAL	6.35mm	38mm	9.52 x 32TPI	30mm	90	5.5mm
METRIC	6.00mm	50mm	M10 x 0.75	No Flat	---	---

CIRCUITRY AT 30° INDEXING	PLATING FINISH	STANDARD METRIC		STANDARD IMPERIAL	
		Shorting (MBB)	Non-Shorting (BBM)	Shorting (MBB)	Non-Shorting (BBM)
1 POLE 12 POSITION					
STOP INCLUDED					
Solder Tag	Silver	CK1039	CK1029	CK1034	CK1024
	Gold Flash	CK1508	CK1503	CK1516	CK1520
	Gold Plate	CK2444	CK1672	CK2458	CK2459
Printed Circuit	Silver	CK1059	CK1049	CK1054	CK1044
	Gold Flash	CK1512	CK1506	CK1524	CK1528
	Gold Plate	CK1475	CK1312	CK2460	CK2461
----- NO STOP CONTINUOUS ROTATION -----					
Solder Tag	Silver	CK1038	CK1028	CK1033	CK1023
	Gold Flash	CK1533	CK1537	CK1541	CK1545
	Gold Plate	CK2445	CK2446	CK2462	CK2463
Printed Circuit	Silver	CK1058	CK1048	CK1053	CK1043
	Gold Flash	CK1534	CK1538	CK1542	CK1546
	Gold Plate	CK2447	CK2448	CK2464	CK2465
2 POLE 6 POSITION					
STOP INCLUDED					
Solder Tag	Silver	CK1040	CK1030	CK1035	CK1025
	Gold Flash	CK1509	CK1496	CK1517	CK1521
	Gold Plate	CK2449	CK1726	CK2466	CK2467
Printed Circuit	Silver	CK1060	CK1050	CK1055	CK1045
	Gold Flash	CK1513	CK1473	CK1525	CK1529
	Gold Plate	CK2450	CK1850	CK2468	CK2469
----- NO STOP CONTINUOUS ROTATION -----					
Solder Tag	Silver	CK1114	CK1118	CK1120	CK1121
	Gold Flash	CK1535	CK1539	CK1543	CK1547
	Gold Plate	CK2451	CK2452	CK2470	CK2471
Printed Circuit	Silver	CK1119	CK1113	CK1122	CK1089
	Gold Flash	CK1536	CK1540	CK1544	CK1548
	Gold Plate	CK2453	CK2454	CK2472	CK2473
3 POLE 4 POSITION					
STOP INCLUDED					
Solder Tag	Silver	CK1041	CK1031	CK1036	CK1026
	Gold Flash	CK1510	CK1504	CK1518	CK1522
	Gold Plate	CK2455	CK1577	CK2474	CK2475
Printed Circuit	Silver	CK1061	CK1051	CK1056	CK1046
	Gold Flash	CK1514	CK1500	CK1526	CK1530
	Gold Plate	CK2456	CK1952	CK2476	CK2477
4 POLE 3 POSITION					
STOP INCLUDED					
Solder Tag	Silver	CK1042	CK1032	CK1037	CK1027
	Gold Flash	CK1511	CK1505	CK1519	CK1523
	Gold Plate	CK1673	CK1822	CK2478	CK2479
Printed Circuit	Silver	CK1062	CK1052	CK1057	CK1047
	Gold Flash	CK1515	CK1507	CK1527	CK1531
	Gold Plate	CK2457	CK1953	CK2480	CK2481

CK ROTARY SWITCH

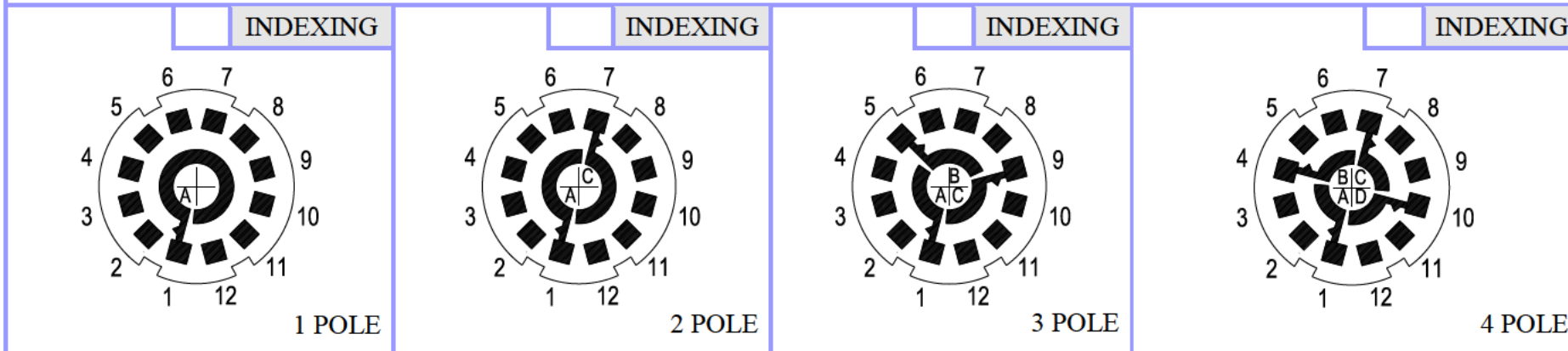
SPECIFICATION SHEET



CUSTOMER TO COMPLETE OR DELETE AS REQUIRED

	A	B	C
IMPERIAL	Ø6.35		Ø9.52 x 32TPI
METRIC	Ø6.00		M10 x 0.75

	D	E	F
IMPERIAL			
METRIC			



POSITIONS				POSITIONS				POSITIONS				POSITIONS			
MBB	BBM	SOL	PCB	MBB	BBM	SOL	PCB	MBB	BBM	SOL	PCB	MBB	BBM	SOL	PCB

IMPORTANT! WAFERS FLATS & SLOTS VIEWED FROM THE FRONT OF SWITCH IN EXTREME ANTICLOCKWISE POSITION (POSITION 1)

SPECIAL REQUIREMENTS

OPTIONS Stops are adjustable 2-12 positions. Continuous rotation (No Stops) available. Make before break (MBB) or Break before Make (BBM) rotors available. Solder Tag (SOL) or PCB pin (PCB) – indicate on wafer.

CUSTOMER:

DATE:

CUSTOMER REFERENCE NUMBER: