
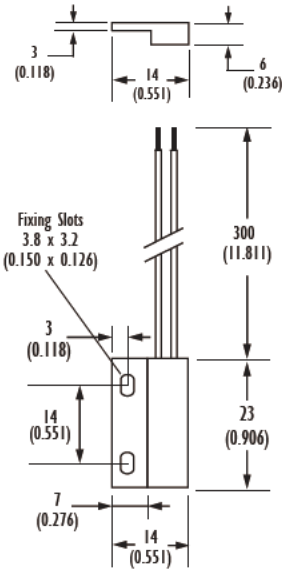


Part Number : MPSA 240/30

Proximity Switch - Reed Switch based








Rectangular - Normally Open Contacts - Suggested Magnet: MPSM

Product Data Sheet

PICTURE	DIMENSIONS	Applications Include
	 <p>Drawings not to scale All dimensions in mm(inches) nominal</p>	<ul style="list-style-type: none">● Position and limit sensing.● Linear actuators .● Security system switch.● Door Switch.
✓RoHS Compliant		Options
		<ul style="list-style-type: none">● Colour: Standard = Blue housing / Grey wire.● Also available Black housing / Black wire.● Cable Entry: Standard = Right hand entry.● Also available Left hand entry (shown above).● Custom cable lengths, strip lengths, cable types, terminations.● If you do not see what you need, just ask, as there is a strong possibility we can do it !

SPECIFICATION	
Contact Form / Style	Normally Open
Switching Capacity (Resistive)	10 W/VA Max.
Switching Voltage	400 VAC Max.
Switching Current	0.5 A. Max.
Carry Current	1.0 A. Max.
Breakdown Voltage	600 VDC Min.
Contact Resistance	150 mOhms Max.
Switching Distance	8 mm Min.
Operating Temperature Range	-40°C +105°C
Storage temperature	-25°C +90°C
Case Material	Glass Filled Nylon
2 x Round 0.25mm ² Irradiated insulated Gray.	

Did you know we also sell?



Float SwitchesMagnetsMovement SensorsTilt / Tip SwitchesAcceleration / Shock SwitchesReed RelaysSolid State Relays

Rev. No.	Revision Note	Date	Signature
3	Datasheet Redesign	14-02-11	ML