

TOGGLE SWITCHES KNIFE BLADE AND JAW CONTACTS SERIES 500

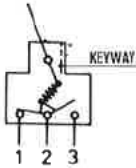
APR 500

The standard fixing of the 4 pole switches 540 and 550 is made by 2 screw bracket. Threaded bush on request. For this, add suffix CF.

- Solder lugs : types 500 - 510 - 540 - 550.
- Screw terminals : type 520.
- Hardware : U166 + U411 (page 36).

Specifications :

Current/voltage rating : 3A 250VAC, 6A 125VAC, 6A 30VDC
 Minus 50 % with inductive load
 Initial contact resistance : 10mΩ max. at 1A 2VDC
 Insulation resistance : 1000MΩ min. at 500VDC
 Dielectric strength : 2000Vrms
 Temperature range : -20°C + 55°C
 Life expectancy : 20 000 operations with nominal load
 Operating force : 0,8 to 1 kg
 Panel thickness : 5 mm max.



Order example : 521 E

521	E
MODEL	SEALING AND/OR OPTIONS

Central solder lug



Side solder lug

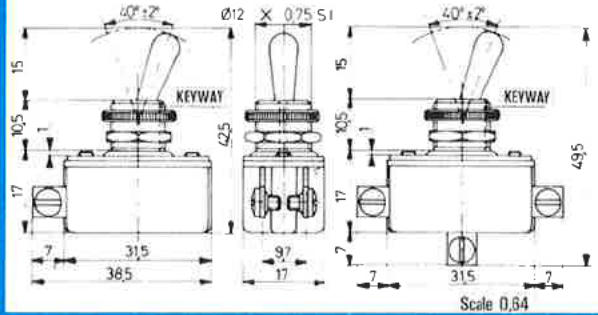


Side screw terminal



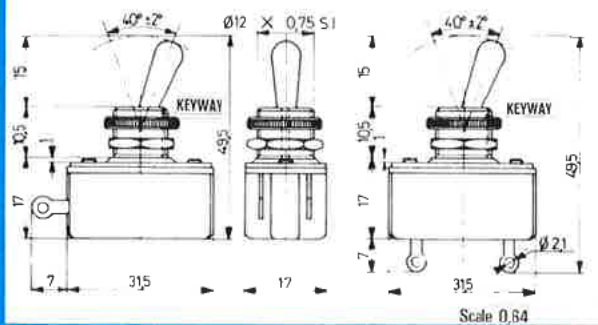
SCREW TERMINALS SINGLE AND DOUBLE POLE

POLE NUMBER	MODELS		FUNCTIONS			NET WT. g	SEAL Δ	OPTIONS			
	Side terminals	Central terminals	ON	OFF	ON			KT LUXE	E	T	G*
Single pole	521		ON	OFF	29	•	•	•	•		
	523		ON	ON	30	•	•	•	•		
Double pole	527		ON	OFF	31,3	•	•	•	•		
	529		ON	ON	32,3	•	•	•	•		



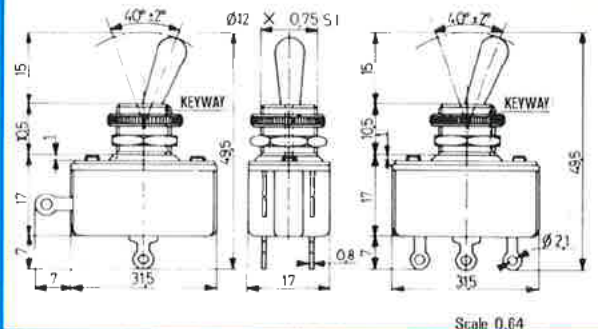
SOLDER LUGS SINGLE POLE

POLE NUMBER	MODELS		FUNCTIONS			NET WT. g	SEAL Δ	OPTIONS			
	Side terminals	Central terminals	ON	OFF	ON			KT LUXE	E	T	G*
Single pole	501	511	ON	OFF	27,3	•	•	•	•		
	503	513	ON	ON	27,5	•	•	•	•		



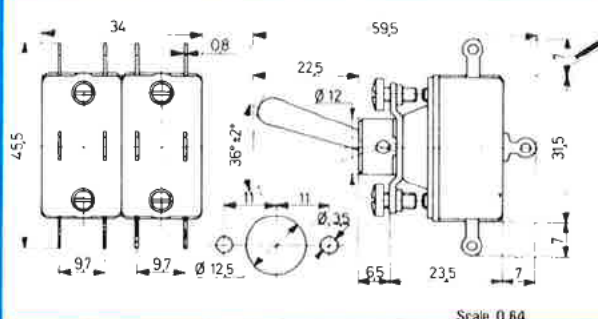
SOLDER LUGS DOUBLE POLE

POLE NUMBER	MODELS		FUNCTIONS			NET WT. g	SEAL Δ	OPTIONS			
	Side terminals	Central terminals	ON	OFF	ON			KT LUXE	E	T	G*
Double pole	507	517	ON	OFF	27,5	•	•	•	•		
	509	519	ON	ON	27,8	•	•	•	•		



SOLDER LUGS FOUR POLE

POLE NUMBER	MODELS		FUNCTIONS	NET WT. g	SEAL Δ	OPTIONS								
	Side terminals	Central terminals				g	CF KT LUXE	CFE	CF	T	CFT	G*CF	LUXE	CF LUXE
Four pole	547	557	ON-OFF	53	•	•	•	•	•	•	•	•	•	•
	549	559	ON-ON	54	•	•	•	•	•	•	•	•	•	•



Δ Sealing.
 * Option G includes tropicalisation.