

# P36 series

Low profile rotary code switches



## DISTINCTIVE FEATURES

- 3 actuator types
- Sub-miniature size
- Solder and flux sealed, washable



## ENVIRONMENTAL SPECIFICATIONS

- Operating temperature:  $-50\text{ }^{\circ}\text{C}$  to  $+125\text{ }^{\circ}\text{C}$  ( $-58\text{ }^{\circ}\text{F}$  to  $+257\text{ }^{\circ}\text{F}$ )



## ELECTRICAL SPECIFICATIONS

- Operating voltage :  $\leq 42\text{ V}$
- Contact load, static :  $\leq 0.4\text{ A}$
- Contact load, dynamic :  $\leq 0.1\text{ A}$
- Initial contact resistance :  $80\text{ m}\Omega$  max.
- Insulation resistance :  $100\text{ M}\Omega$  min.



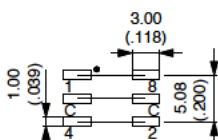
## MATERIALS

- Base : UL94-V0, high temperature thermoplastic
- Cover : stainless steel
- Actuator : PA 4.6 nylon
- Contacts : gold over nickel plated phosphor bronze
- Terminals : tin plated

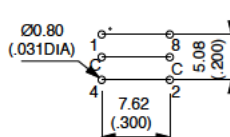


## PCB MOUNTING

SURFACE MOUNT



THROUGH-HOLE



The company reserves the right to change specifications without notice.



# P36 series

Low profile rotary code switches



## SOLDERING

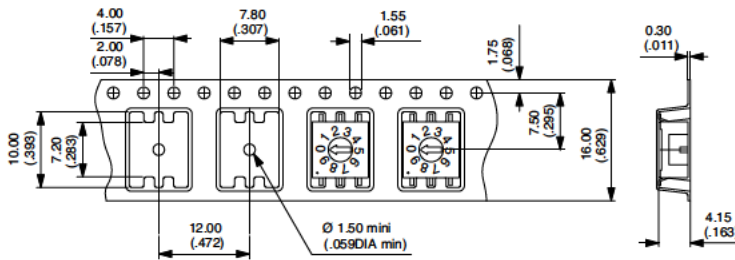
- DIN CEI 68-2-20
- Manual soldering : 340 °C (644 °F) max. for 2 seconds max.
- Wave soldering : 280 °C (536 °F) max. for 5 seconds max.
- Reflow soldering : 260 °C (500 °F) max. for 10 seconds max.



## PACKAGING

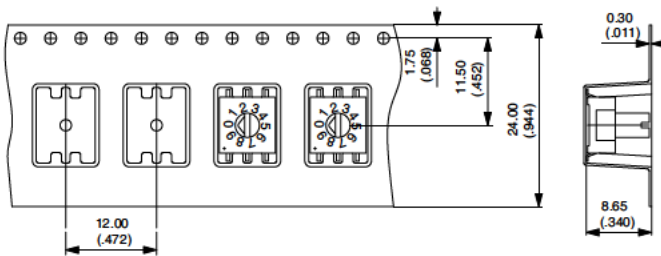
P36SMT1..

1,300 pieces per reel  
 dim.A = 22.4 mm  
 dim B = 16.4 mm



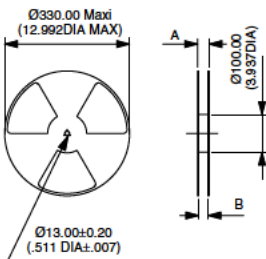
P36SMT3..  
 P36SMT8..

600 pieces per reel  
 dim.A = 30.4 mm  
 dim B = 24.4 mm



Reels : To order a SMT product with tape & reel packaging, add "TR" at the end of its part number.

Tubes : 50 pieces (through-hole or SMT) per tube.

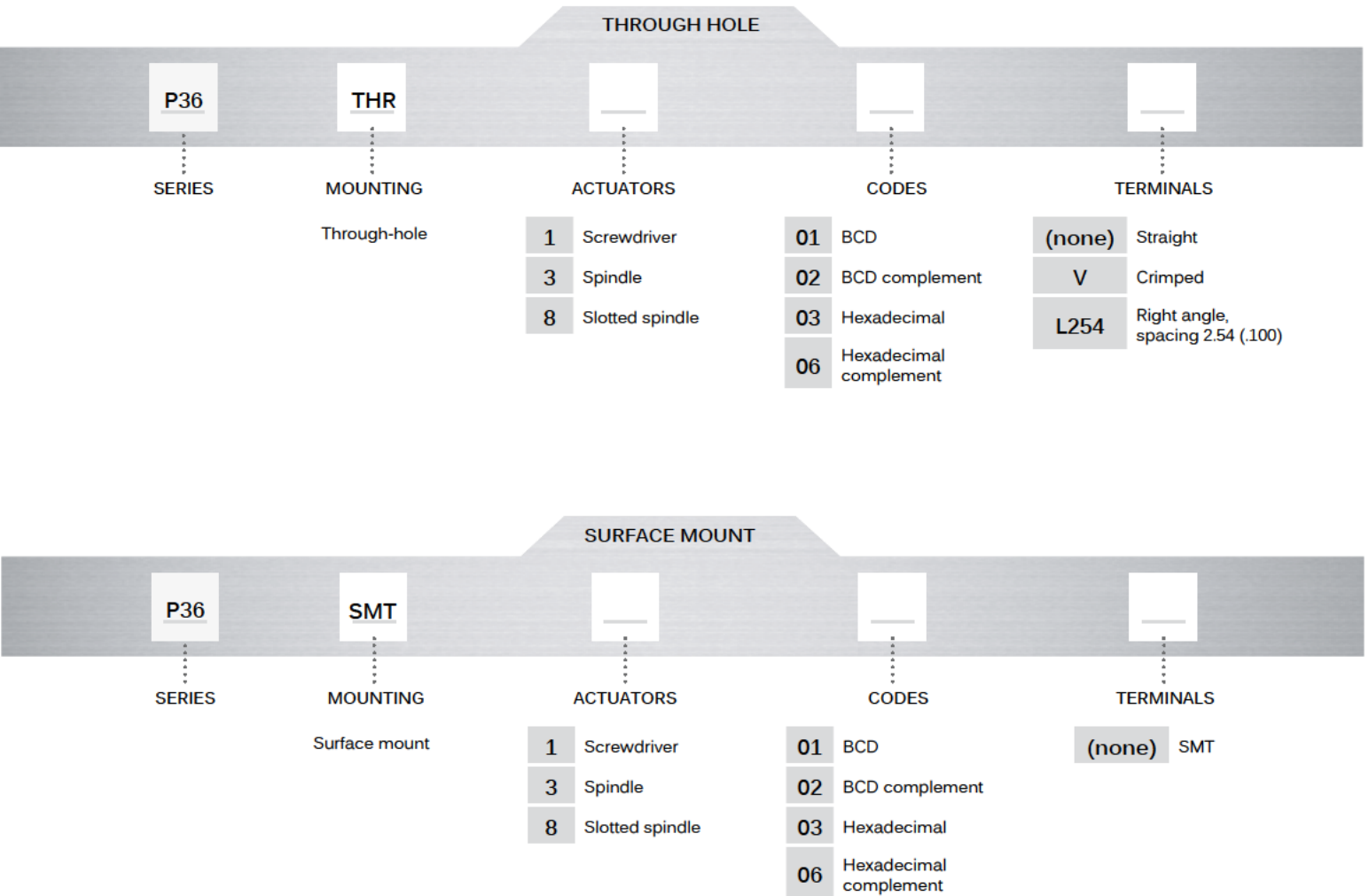


# P36 series

Low profile rotary code switches



## BUILD YOUR PART NUMBER




## ABOUT THIS SERIES

On the following pages, you will find successively basic part numbers of switches and options in the same order as in above chart.

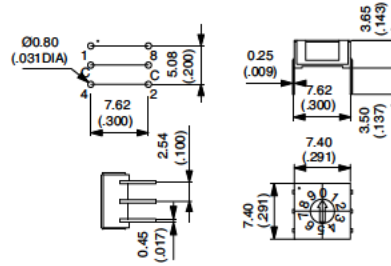
# P36 series

Low profile rotary code switches

## THROUGH-HOLE



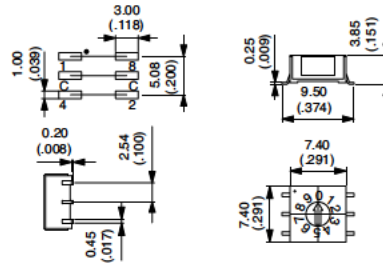
P36THR



## SURFACE MOUNT



P36SMT



# P36 series

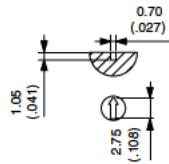
Low profile rotary code switches

## ACTUATORS

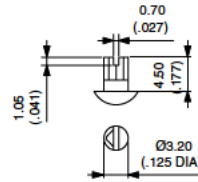


- 1 Screwdriver
- 3 Spindle
- 8 Slotted spindle

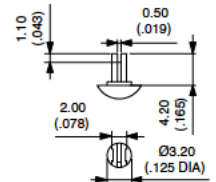
Actuator colour depending on codes :  
 BCD : Red  
 BCD compl. : Orange  
 Hexadecimal : Grey  
 Hexadec. compl. : White



1




3



-8

## CODES



- 01 BCD
- 02 BCD complement
- 03 Hexadecimal
- 06 Hexadecimal complement

POSITION	C	1	2	4	8	MARKING
0	●					0
1	●	●				1
2	●		●			2
3	●	●	●			3
4	●			●		4
5	●	●			●	5
6	●		●	●		6
7	●	●	●	●		7
8	●				●	8
9	●	●			●	9

01

POSITION	C	1	2	4	8	MARKING
0	●	●	●	●	●	0
1	●		●	●	●	1
2	●	●		●	●	2
3	●			●	●	3
4	●	●	●		●	4
5	●		●		●	5
6	●	●			●	6
7	●				●	7
8	●	●	●	●		8
9	●		●	●		9

02

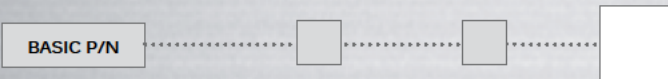
POSITION	C	1	2	4	8	MARKING
0	●					0
1	●	●				1
2	●		●			2
3	●	●	●			3
4	●			●		4
5	●	●			●	5
6	●		●	●		6
7	●	●	●	●		7
8	●				●	8
9	●	●			●	9
10	●		●		●	10
11	●	●	●		●	11
12	●			●	●	12
13	●	●		●	●	13
14	●		●	●	●	14
15	●	●	●	●	●	15

03

POSITION	C	1	2	4	8	MARKING
0	●	●	●	●	●	0
1	●		●	●	●	1
2	●	●		●	●	2
3	●			●	●	3
4	●	●	●		●	4
5	●		●		●	5
6	●	●			●	6
7	●				●	7
8	●	●	●	●		8
9	●		●	●		9
10	●	●		●		10
11	●			●		11
12	●	●	●			12
13	●		●			13
14	●	●				14
15	●					15

06

## TERMINALS

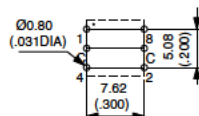


- (none) Straight or SMT
- V Crimped \*
- L254 Right angle, spacing 2.54 (.100) \*

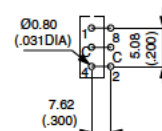
\* Not available with surface mount mounting



SMT



Crimped



Right angle

