

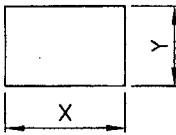
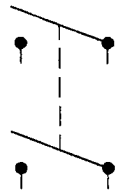


Rating	8A 125V, 4A 250V AC 	Mounting Hole	Circuit Diagram											
	10A 125V, 6A 250V AC 													
Contact Resistance	50m ohm Max.													
Insulation Resistance	DC 500V 100M ohm Min.													
Dielectric Strength	AC 1500V 1 minute	<table border="1"> <thead> <tr> <th>Thickness</th> <th>X</th> <th>Y</th> </tr> </thead> <tbody> <tr> <td>0.75...1.25</td> <td>19.2-0.1</td> <td>13.1+0.1</td> </tr> <tr> <td>1.25...2</td> <td>19.4-0.1</td> <td>13.1+0.1</td> </tr> <tr> <td>2...3</td> <td>19.8-0.1</td> <td>13.1+0.1</td> </tr> </tbody> </table>	Thickness	X	Y	0.75...1.25	19.2-0.1	13.1+0.1	1.25...2	19.4-0.1	13.1+0.1	2...3	19.8-0.1	13.1+0.1
Thickness	X		Y											
0.75...1.25	19.2-0.1	13.1+0.1												
1.25...2	19.4-0.1	13.1+0.1												
2...3	19.8-0.1	13.1+0.1												
Operating Temperature	-20°C~85°C													
Switch Function	4R DPST ON-OFF													

